





2011

Square Recessed Luminaires

Trimless Downlight



Trimless Downlight, Square

Plastered-in installation using separate mounting frame. Optionally for flush installation or recessed installation. For fixing with drywall screws into the ceiling cut-out that was produced on site. Fitting to the ceiling system is to be done by specialist fitters. Luminaire housing for subsequent installation into finished ceiling. The narrow, all-round reflector edge forms the visible termination of the luminaire.



Trimless Downlight, Square

Strong, one-piece housing made of galvanized sheet-steel for installation in mounting frame. The luminaire's height adjustment is possible with or without defined end-stop.

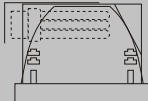

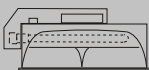





Trimless Downlight, Square

Recessed downlight for TC-De 26W or TC-Te 32W Compact Fluorescent lamps either 1-flame or 2-flame in horizontal burning position, mainly with MultiPower electronic control gear. This allows an alternative use of 26W or 32W lamps. Prewired and ready for installation with heat resistant cable and terminal block, 3-pole (5-pole), for through wiring with twin strain relief.


				18W 2G11
				18W GX24q-2
				18W GX24q-2
				26/32W GX24q-3

Article No. ECG Lamp version							F	R		R	R	R	R		
		CCO=adapted ED=192x192mm	5390.118	.-02	1 x TC-De/Te	18W	●	○		●	○	○	○		
			5390.132	.-02	1 x TC-Te	26/32W	●	○		●	○	○	○		
			5390.218	.-02	2 x TC-De/Te	18W	●	○		●	○	○	○		
			5390.232	.-02	2 x TC-Te	26/32W	●	○		●	○	○	○		
Plastering frame absolutely necessary!			5390.098	Plastering frame, flush											
			5390.099	Plastering frame, recessed											
		CCO=adapted ED=120x235mm	5395.118	.-02	1 x TC-L	18W	●	○		●	○	○	○		
			Plastering frame absolutely necessary!			5395.098	Plastering frame, flush								
						5395.099	Plastering frame, recessed								

Square Downlights



Narrow standard frame



Folded-over reflector



2-piece Changing frame

Standard Downlights

Three different recessed downlights are available to meet diverse design requirements.

The particularly narrow standard frame is sharp-edged and flat.

The folded-over reflector covers a narrow recessed frame.

The Changing frame is a 2-piece system and consists of an easy-to-assemble base frame, which can adapt to take various accessories.





Decorative Glasses ▶ P. 88-91

Decorative ancillary glasses for QUAD downlights are available, mounted on an interchangeable frame or on a standard frame with 4 point fastening. These glasses are completely or partially frosted and equipped with an additional glare frame resulting in an unobtrusive ceiling brightness. An exact anti-glare reduction or even glare elimination can be achieved by diffusers and various optical accessories. The cover frame can be opened tool-free for easy cleaning and maintenance.



CF + glass type 20



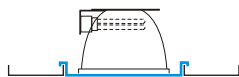
CF + opal pane/conus



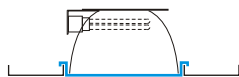
CF + glass type 22

Square Downlights

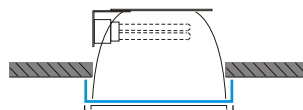
Modular plate for panel ceilings



Added-on modular plate

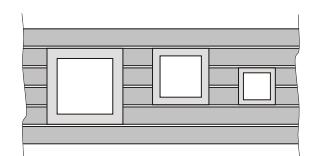
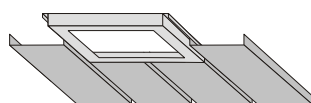


Frame for semi-recessed mounting



Before ordering please consult us for technical details.

Semi recessing only possible with Changing frame.
Changing frame system ► P. 86



4-Field 3-Field 2-Field

Modular Panels

The integration of recessed luminaires into panel ceilings M100 is made possible with modular panels. (Other ceiling systems on request.) The modular panels are mounted into the ceiling construction tool-free. The downlight is subsequently mounted into the ceiling section.

When using the added-on modular panels the luminaire frame is replaced by this modular panel. The luminaire cover frame is therefore made redundant.

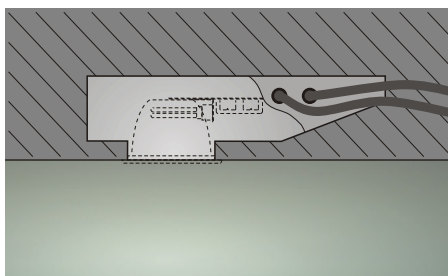
Semi-Recessed Frame

Reduction of recessing height due to semi-recessing frame up to 40mm possible. Project related supply of appropriate tilting adaptors for recessed luminaires in slant ceilings possible.

				Frame size					
				145 x 145mm	190 x 190mm	220 x 220mm	255 x 255mm	310 x 310mm	
	Positioning tracks in pairs to strengthen ceiling panels	Article No.	Version						
		0905.145	DA 136 x 136	●					
		0905.190	DA 178 x 178		●				
		0905.220	DA 208 x 208			●			
		0905.255	DA 243 x 243				●		
	Cut-in frame	0905.310	DA 285 x 285					●	
		0995.190	DA 178 x 178		●				
		0995.220	DA 208 x 208			●			
		0995.255	DA 243 x 243				●		
		0995.310	DA 285 x 285					●	
	Modular panel for ceiling system panel 85/15	0901.145	2-Field DA 136 x 136	●					
		0901.190	3-Field DA 178 x 178		●				
		0901.220	3-Field DA 208 x 208			●			
		0901.255	3-Field DA 243 x 243				●		
		0901.310	4-Field DA 285 x 285					●	
	Frame for semi-recessed mounting	0900.190	DA 178 x 178	●					
		0900.220	DA 208 x 208		●				
		0900.255	DA 243 x 243			●			

Concrete Housings

The use of concrete housings allows recessed-mounted luminaires to be harmoniously integrated into the ceiling. Special adaptations also enable specific stress requirements to be met. This includes extended concrete runs.



Specification

Sturdy one-piece housing made of galvanized sheet-steel with a slanted concrete run. 2 to 4 entries for conduit. Attached throat can be extended as required. Maximum height 35mm. Fixing tabs for nail-fastening to the wooden formwork. When installing in bare concrete ceilings, fixing with internal centring discs must be provided. Please order separately.





Flat Concrete Housings

Article No. 0898.xxxx (whereby xxxx = luminaire Article no.)
Can be used for standard downlights with a horizontal lamp position. Suitable for concrete ceilings and, when centring plates are used, for bare concrete ceilings.



Square Downlights

Downlight Luminaire's Edge





Standard

Narrow luminaire conclusion frame in one piece. Recessed reflector rim, level with frame.



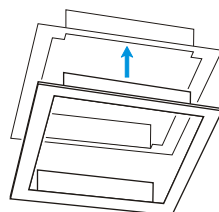
Folded-over Reflector

Luminaire conclusion frame concealed (by the reflector rim) and therefore invisible.



Changing Cover Frame

Changing frame system in 2 parts where the luminaire is supplied with a fixed frame. One separate cover frame (to be ordered separately) which is fastened by a spring lock. Suitable for subsequent mounting of optical accessories. Available for frame sizes in 145mm, 190mm, 220mm and 255mm.



To order the Changing frame system please mention "CF" as additional order detail.

► The optional Changing frame is not normally included, please order separately.

The covering frame can be mounted separately tool-free afterwards. This allows the mounting of luminaires at an early stage of site work.

Downlight Colour Codes

- .-10 Brass
- .-11 Chrome
- .-20 made to RAL
- .-23 Silver C3
- .-26 RAL 9006
- .-31 White
- .-32 Matt white



CF for Glass Panes

The Changing frame can be inserted, either with IP protected, decorative or diffuser glasses. It can also be combined with add-on decorative glass parts.

Various Covers for Various Tasks

Insertion panes made of diverse materials in various surfaces. Whether satin-frosted or opal for spreading light, an even and soft light is always given. Also in glass or acrylic version for protection. All insertion panes offer protection against splashing water, thereby attaining protection class IP43 from the underside when mounted into a closed ceiling system. Also suitable as theft and vandalism protection.



- ▶ To specify the luminaire size, replace the placeholders .xxx with the frame size.

Ordering example:

Changing frame for open downlight
with frame size of 220 would be:
Art. No.: 0150.220.12

► To specify the luminaire size, replace the placeholders .xxx with the frame size.

Ordering example:
Changing frame for open downlight with frame size of 220 would be:
Art. No.: 0150.220.12

				Version		
				Version		
				Chrome	White	Made to RAL
Article No.				Version		
	Changing frame for open downlight	0150.xxx-.12	Standard	<input type="radio"/>	<input checked="" type="radio"/>	<input type="radio"/>
	Changing frame to fix glass accessories	0150.xxx-.13	Glass fixing bolt, chrome	<input type="radio"/>	<input checked="" type="radio"/>	<input type="radio"/>
		0150.xxx-.14	Glass fixing bolt, brass	<input type="radio"/>	<input checked="" type="radio"/>	<input type="radio"/>
		0150.xxx-.15	Glass fixing bolt, lacquered	<input type="radio"/>	<input checked="" type="radio"/>	<input type="radio"/>

Square Downlights - Glasses



QUAD CF IP43 protection pane either in opal, satin-frosted or clear

► To specify the luminaire size, replace the placeholders .xxx with the frame size.

Ordering example:
Changing frame with IP43 protection pane with frame size of 220 would be:
Article No.: 0160.220.20

				Version											



QUAD CF Partially-frosted

Changing frame with permanently fitted security glass, fully etched on one side. To conceal the lamp, one side of the glass pane is additionally frosted in the centre.

► To specify the luminaire size, replace the placeholders .xxx with the frame size.

Ordering example:

Changing frame with IP43 protection pane with frame size of 220 would be:
 Article No.: 0188.220.20

				Version					
		Article No.	Version	Partially-frosted in centre	Partially-frosted at edge	Chrome	White	Made to RAL	
	CF with IP43 protection pane clear, partially-frosted in centre	0188.xxx-.20	Float glass, clear	●		○	●	○	
		0189.xxx-.20	Hardened security glass, clear	●		○	●	○	
	CF with IP43 protection pane clear, partially-frosted at edge	0178.xxx-.20	Float glass, clear		●	○	●	○	
		0179.xxx-.20	Hardened security glass, clear		●	○	●	○	
	CF with IP43 protection pane satin-frosted, partially-frosted in centre	0168.xxx-.20	Float glass, satin-frosted	●		○	●	○	
		0169.xxx-.20	Hardened security glass, satin-frosted	●		○	●	○	



QUAD CF Diffuser + Cone

This cover element not only produces a diffuse, glare-free beam via the large luminous surface but also a directed light, directly emitted by the conical reflector.



- ▶ To specify the luminaire size, replace the placeholders .xxx with the frame size.

Ordering example:

Changing frame with diffuser and
cone with frame size of 220 would be:
Article No.: 0175.220.20

[illegible]


QUAD




Gold



High specular



Semi-specular



White

QUAD Luminaire System

Downlights for compact fluorescent lamps in a horizontal burning position. These are small luminaires with large lumen packages and precise glare reduction. This product family is available in four frame sizes with up to three different mounting depths each. It gives the same optical appearance even with various ceiling assembly situations. Electronic control gears either dimmable or non dimmable are exclusively used. Interface 1-10 volt / DALI / Push. Luminaires are suitable for operation with emergency power supply, also available on request with individual batteries.

Lighting Technology

Purely mirror-finish reflectors with superpure reflection strengthened aluminium and silver silk satinized surface are used. Further versions with different surfaces are also available.

Choice of three different luminaire versions which are specified by an order number suffix. Special developments for particular project solutions can be made at short notice.

The control gear unit is side mounted; the luminaire's recess depth has been reduced to a minimum. Luminaires also available in a backlight protected version.

Wide variety of wattages, dimensions and lamp sources optimize the application options on the job. This luminaire program is rounded off by various technical and decorative accessories.

Lamp version TC-De / Te	mm □	Built-in depth in mm			
		90	105	130	140
1x 10/13W	165		●		
1x 18W			●		
1x 26W			●		
1x 10/13W	190	●			
1x 18W		●			
1x 26/32W		●			
1x 13W	220			●	
1x 18W		●		●	●
1x 26/32W		●		●	●
2x 18W		●			●
2x 26/32W		●		●	●
1x 26/32W	255	●		●	●
1x 42W		●			●
2x 18W		●		●	●
2x 26/32W		●		●	●
2x 42W		●			●



QUAD
Recessed downlight QUAD.
For TC-De 26W or TC-Te 32W
compact fluorescent lamps
either 1-flame or 2-flame in
horizontal burning position,
mainly with MultiPower elec-
tronic control gear. This allows
an alternative use of 26W or 32W
lamps. Prewired and ready for
installation with heat resistant
cable and terminal block, 3-pole
(5-pole), for through wiring with
twin strain relief.

							Version							
<div><div><div></div><div></div><div></div><div></div><div><div>13W GX24q-1</div></div></div><div><div>TC-Te lamp</div><div><div>13W GX24q-1</div><div>18W GX24q-2</div><div>26/32W GX24q-3</div></div></div></div>							CF suitable				Reflector, satin-matt silver	Reflector, high polish silver	Reflector, high polish gold	Reflector, special white
Article No. ECG Lamp version														
		<div>CCO=150x150mm ED =165x165mm</div>	5340.113	.-02	1 x TC-Te	13W	●		●	○	○	○		
			5340.118	.-02	1 x TC-Te	18W	●		●	○	○	○		
			5340.126	.-02	1 x TC-Te	26W	●		●	○	○	○		
		<div>CCO=178x178mm ED =190x190mm</div>	5341.113	.-02	1 x TC-De	13W	●		●	○	○	○		
			5341.118	.-02	1 x TC-Te	18W	●		●	○	○	○		
			5341.132	.-02	1 x TC-Te	26/32W	●		●	○	○	○		

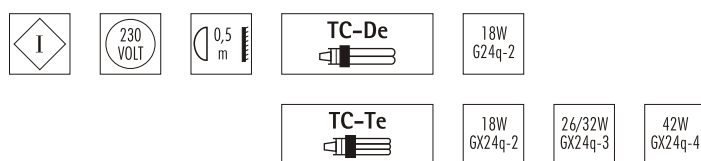
Reflector Technology



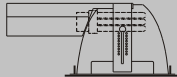



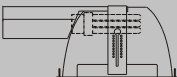

Silver aluminium reflector made of superpure reflection strengthened aluminium. Reflector surface in high polish opal silk. Other reflector surfaces are available.

► See chart

Changing Frame System

Luminaire conclusion either with white standard frame or fixed frame for 2-piece Changing frame system (order code = add on CF). This allows the subsequent mounting of optical accessories.



							Version							
							CF suitable				Reflector, satin-matt silver	Reflector, high polish silver	Reflector, high polish gold	Reflector, special white
		CCO=208x208mm	5344.118	.-02	1 x TC-De/Te	18W	●				●	○	○	○
		ED =220x220mm	5344.132	.-02	1 x TC-Te	26/32W	●				●	○	○	○
			5344.218	.-02	2 x TC-De/Te	18W	●				●	○	○	○
			5344.232	.-02	2 x TC-Te	26/32W	●				●	○	○	○
		CCO=208x208mm	5345.118	.-02	1 x TC-De/Te	18W	●				●	○	○	○
		ED =220x220mm	5345.132	.-02	1 x TC-Te	26/32W	●				●	○	○	○
			5345.218	.-02	2 x TC-De/Te	18W	●				●	○	○	○
			5345.232	.-02	2 x TC-Te	26/32W	●				●	○	○	○
		CCO=243x243mm	5346.132	.-02	1 x TC-Te	26/32W	●				●	○	○	○
		ED =255x255mm	5346.142	.-02	1 x TC-Te	42W	●				●	○	○	○
			5346.218	.-02	2 x TC-De/Te	18W	●				●	○	○	○
			5346.232	.-02	2 x TC-Te	26/32W	●				●	○	○	○
			5346.242	.-02	2 x TC-Te	42W	●				●	○	○	○
		CCO=243x243mm	5347.132	.-02	1 x TC-Te	26/32W	●				●	○	○	○
		ED =255x255mm	5347.142	.-02	1 x TC-Te	42W	●				●	○	○	○
			5347.218	.-02	2 x TC-De/Te	18W	●				●	○	○	○
			5347.232	.-02	2 x TC-Te	26/32W	●				●	○	○	○
			5347.242	.-02	2 x TC-Te	42W	●				●	○	○	○




QUAD Cross Louvre

This compact downlight with its cross louvre offers an alternative to luminaires with standard louvres. Due to an excellent glare reduction with 65° beam angle it is also suitable for working areas and PC workstations.



QUAD Konus


QUAD Konus has been designed with an eye to stylistic design. This compact, recessed luminaire offers essential technical and lighting advantages. The diffuser prevents direct view of the lamp and provides a homogenous, soft light, while also providing splash-water protection and preventing the electrical components from being touched.



Gold



High specular



Semi-specular



White

QUAD K/C

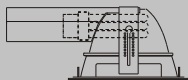


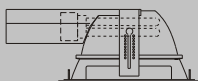


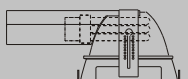


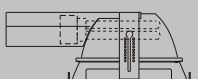


Recessed downlight QUAD K/R. For TC-De 26W or TC-Te 32W compact fluorescent lamps either 1-flame or 2-flame in horizontal burning position, mainly with MultiPower electronic control gear. This allows an alternative use of 26W or 32W lamps. Prewired and ready for installation with heat resistant cable and terminal block, 3-pole (5-pole), for through wiring with twin strain relief.

Reflector Technology

Reflector system in 2 parts with aluminium reflector and silver louvre/cone. Made of superpure reflection strengthened aluminium. Reflector surface in high polish opal silk. Removable tool-free.

Changing Frame System

Luminaire conclusion either with white standard frame or fixed frame for 2-piece Changing frame system (order code = add on CF). This allows the subsequent mounting of optical accessories.


							Version				
							CF suitable	Reflector, satin-matt silver	Reflector, high polish silver	Reflector, high polish gold	Reflector, special white
Article No. ECG Lamp version											
		CCO=208x208mm	5360.113	.-02	1 x TC-De	13W	●	●	○	○	
		ED =220x220mm	5360.118	.-02	1 x TC-Te	18W	●	●	○	○	
		cross louvre 	5360.132	.-02	1 x TC-Te	26/32W	●	●	○	○	
		CCO=243x243mm	5361.118	.-02	1 x TC-De/Te	18W	●	●	○	○	
		ED =255x255mm	5361.132	.-02	1 x TC-Te	26/32W	●	●	○	○	
		cross louvre 	5361.218	.-02	2 x TC-De/Te	18W	●	●	○	○	
			5361.232	.-02	2 x TC-Te	26/32W	●	●	○	○	
		CCO=208x208mm	5365.113	.-02	1 x TC-De	13W	●	●	○	○	
		ED =220x220mm	5365.118	.-02	1 x TC-Te	18W	●	●	○	○	
		cone+glass 	5365.132	.-02	1 x TC-Te	26/32W	●	●	○	○	
		CCO=243x243mm	5366.118	.-02	1 x TC-De/Te	18W	●	●	○	○	
		ED =255x255mm	5366.132	.-02	1 x TC-Te	26/32W	●	●	○	○	
		cone+glass 	5366.218	.-02	2 x TC-De/Te	18W	●	●	○	○	
			5366.232	.-02	2 x TC-Te	26/32W	●	●	○	○	

QUAD-R Aura




QUAD-R Aura


Soft light and highlight combined as a double function in one luminaire. With its cross-baffle, this compact downlight offers an alternative to conventional louvred luminaires. A discreet luminaire that does not come to the fore itself, it is only a perimeter diffuser frame that indicates the light.




Gold



Semi-specular



White



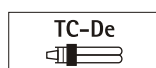
Reflector Technology

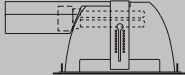


Silver aluminium reflector made of superpure reflection strengthened aluminium. With satin-matt silver surface. Lens removable tool-free, existing parabolic louvre with perimeter aura. Other reflector surfaces are available.

► See chart

QUAD-R Aura

Recessed downlight with louvre. For TC-De 18W or TC-Te 32W compact fluorescent lamps either 1-flame or 2-flame in horizontal burning position, mainly with MultiPower electronic control gear. This allows an alternative use of 26W or 32W lamps. Prewired and ready for installation with heat resistant cable and terminal block, 3-pole (5-pole), for through wiring with twin strain relief.



Article No. ECG Lamp version							C				R	R	R
		CCO=243x243mm	5363.132	.-02	1 x TC-Te	26/32W	●				●	○	○
		ED =255x255mm	5363.218	.-02	2 x TC-De	18W	●				●	○	○
		cross louvre 	5363.232	.-02	2 x TC-Te	26/32W	●				●	○	○

KASSIO-E

KASSIO-E

Prestigious areas and spaces with atmospheric requirements require luminaires which make a special statement. Glass luminaires add emphasis by way of their visible surfaces. A simple geometrical shape is combined with a genuine glass pane to create a floating impression, making this product a classic. The option of using high wattage lamps makes the luminaire perfectly suitable for ambient lighting even in large areas.





Square Recessed Luminaire

White powder-coated, sheet-metal recessed body. Luminaire can be installed into sawn ceilings. Easy and fast assembly due to spring clips. With electronic control gear for compact fluorescent lamps. Dimmable either with DALI interface or 1-10V. The lamp itself is held floating in the centre and is covered by a partially satinized, genuine glass pane.

			T5 FC 	22W 26X13	40W 26X13	55W 26X13
			TC-L 	18W 2611	24W 2611	
			TC-Te 	32W GX24q-3	42W GX24q-4	

Article No. ECG Lamp version							Version			
			5211.218	.-02	2 x TC-L	18W				
			5211.236	.-02	2 x TC-F	36W				
			5211.242	.-02	2 x TC-Te	32/42W				
			5212.155	.-02	1 x T5 FC	55W				
			5212.162	.-02	1 x T5 FC	40W				
					+1 x T5 FC	22W				
			5212.224	.-02	2 x TC-L	24W				
			5212.424	.-02	4 x TC-L	24W				

KASSIO VA



KASSIO VA

Powerful recess-mounted luminaire with characteristic stainless steel frame with brushed finish. Unmistakeable minimalist design reduced down to an illuminated glass panel. Usable as an individual luminaire or in combination as a multi-panel luminaire. Equipped for compact fluorescent lamps with electronic control gear. Luminaire housing in white.






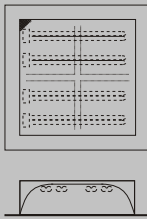


KASSIO VA

Angular recess-mounted luminaire in stainless steel sheet with decorative, solid stainless steel frame. Partially-frosted glass diffuser with polished edges and 4-point fixing.



KASSIO VA I


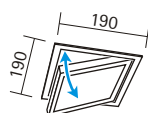
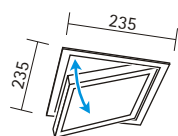
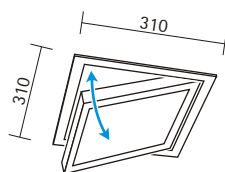
Angular recess-mounted luminaire in stainless steel sheet with decorative, solid stainless steel frame. The inserted diffuser glass has a high-quality appearance due to its unmistakable finish in semi-frosted diamond pattern.

Article No. ECG Lamp version							Dif	ins			N	S		
		CCO=290x290mm	5235.218	.-02	2 x TC-L	18 W	●				○	●		
		ED =370x370mm	5235.226	.-02	2 x TC-De	26 W	●				○	●		
			5235.236	.-02	2 x TC-F	36 W	●				○	●		
			5235.242	.-02	2 x TC-Te	32/42 W	●				○	●		
		CCO=385x385mm	5238.140	.-02	1 x T16-R	40 W	●				○	●		
		ED =470x470mm	5238.155	.-02	1 x T16-R	55 W	●				○	●		
			5238.162	.-02	1 x T16-R	40 W	●				○	●		
					+ 1 x T16-R	22 W	●				○	●		
			5238.224	.-02	2 x TC-L	24 W	●				○	●		
		5238.424	.-02	4 x TC-L	24 W	●				○	●			
		CCO=290x290mm	5236.218	.-02	2 x TC-L	18 W	●				○	●		
		ED =370x370mm	5236.226	.-02	2 x TC-De	26 W	●				○	●		
			5236.236	.-02	2 x TC-F	36 W	●				○	●		
			5236.242	.-02	2 x TC-Te	32/42 W	●				○	●		
		CCO=385x385mm	5239.140	.-02	1 x T16-R	40 W	●				○	●		
		ED =470x470mm	5239.155	.-02	1 x T16-R	55 W	●				○	●		
			5239.162	.-02	1 x T16-R	40 W	●				○	●		
					+ 1 x T16-R	22 W	●				○	●		
			5239.224	.-02	2 x TC-L	24 W	●				○	●		
		5239.424	.-02	4 x TC-L	24 W	●				○	●			



LIDFILD

The exclusive appearance is characterized by the discreet, square form and emphasized by the surrounding shadow gap. The ceiling aligned glass diffuser prevents looking directly at the lamp and gives a soft light distribution. While complementing the architecture, it also sets new styling accents.



LIDFILD RGB








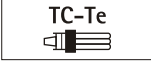






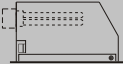


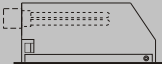

The entire luminaire family is conceived for use with LED's. The "chip on board" technology achieves an even surface lighting. The additive colour blend in unlimited chromatic spectra allows scenic, decorative and inspiring colour changes.





LIDFILD

Recessed luminaire, hinged cover tool-free. Either for compact fluorescent lamps or HID lamps with electronic control gear. Prewired and ready for installation with heat resistant cable and terminal block, 3-pole (5-pole), for through wiring with twin strain relief. Sheet-metal body with powder-coated surface.


									Version						
				35-70W G12											
				18W 2G11											
				26/32W GX24q-3	42W GX24q-4	57W GX24q-5	70W GX24q-6								
															
Article No. ECG Lamp version															
 		CCO=175x175mm ED =190x190mm	5295.226	.-02	2 x TC-Te	26W			●	○		○	●	○	
			5295.135	.-02	1 x CDM-T	35W	●			○	●	○			
			5295.170	.-02	1 x CDM-T	70W	●			○	●	○			
 		CCO=215x215mm ED =235x235mm	5296.232	.-02	2 x TC-Te	26/32W			●	○		○	●	○	
			5296.135	.-02	1 x CDM-T	35W	●			○	●	○			
			5296.170	.-02	1 x CDM-T	70W	●			○	●	○			
			5296.399	.-02	LED CoB RGB			○	●		○	●	○		
 		CCO=290x290mm ED =310x310mm	5298.218	.-02	2 x TC-L	18W			○	●		○	●	○	
			5298.242	.-02	2 x TC-Te	26-42W			○	●		○	●	○	
			5298.270	.-02	2 x TC-Te	57/70W			○	●		○	●	○	
			5298.399	.-02	LED CoB RGB			○	●		○	●	○		



NV-Q

Recessed luminaire designed for ceiling and wall mounting. Characteristic design featuring a light source recessed deeply inside the luminaire. Several versions are available for various lamps. Various wattages are possible, from 20W to 100W, as well as different beam angles for focused or diffuse light. This product range meets highly diverse lighting requirements.





NV Square Downlight

Silver C3 powder-coated recessed body made of sheet-metal. Luminaire can be installed in sawn ceiling openings and wall holes. Wherever necessary, it has a separate electronic control gear for halogen lamps and for HID lamps. Optionally available with special accessories, for example with IP-rated protection glass cover, colour filter or additional mounting body.


							Version								
							Lamp, fixed	Lamp, tiltable	Separate transformer	Separate ECG	White	Silver C3	Made to RAL		
Article No. ECG Lamp version															
				1090.100	.-02	1 x QR 111	100W	●			●		○	●	○
				1091.050	.-02	1 x QR-CBC 51	50W	●			●		○	●	○
				1091.035	.-02	1 x HI-PAR 51	35W	●				○	●	○	
				1092.050	.-02	1 x QR-CBC 51	50W		●				○	●	○
				1092.035	.-02	1 x HI-PAR 51	35W		●		●		○	●	○
				1093.050	.-02	2 x QR-CBC 51	50W	●			●		○	●	○
				1093.035	.-02	2 x HI-PAR 51	35W	●				○	●	○	
				1094.050	.-02	2 x QR-CBC 51	50W		●				○	●	○
				1094.035	.-02	2 x HI-PAR 51	35W		●		●		○	●	○

Square Wallwashers



Square Wallwashers

Wallwashers are used wherever an even brightness or accents are required on vertical or horizontal surfaces. Room delineating surfaces become visible and rooms are experienced. Surface illumination is an important component of architectural lighting and a tool for any high quality light planning. This luminaire product line includes products for recessed mounting into walls, floors and ceilings.





Aluminium
semi-specular



Aluminium
ribbed

Square Wallwashers

The recessed lamp prevents a direct glare even in visible areas. Light is projected in a specific direction. The degree of diffusion is determined by using various reflector surfaces.



Square Wallwashers




► The luminaire is also available as a system luminaire, as a continuous band of light.

Wallwasher RGB













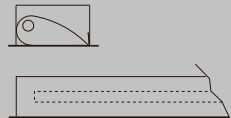

The additive colour mixing in infinitely adjustable colour spectra enable scenic colour changing, decorative and inspiring light or colour matching to suit the natural dynamics of our surroundings.





Square Wallwashers

Angular wallwasher with electronic control gear either for T5 HE and H0 fluorescent lamps 1-flame. Dimmable either with DALI interface or 1-10V. Prewired and ready for installation with heat resistant cable and terminal block, 3-pole (5-pole), for through wiring with twin folded strain relief.

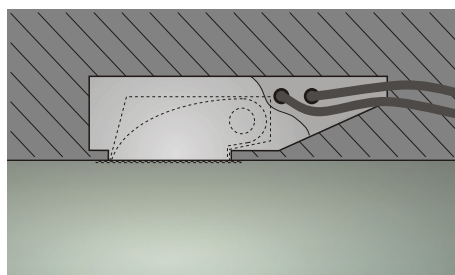

							Version										
																	
																	
Article No. ECG Lamp version																	
		CCO=115x890mm	3410.121	.-02	1 x T16	21W	●						●	○			
		ED =130x910mm	3410.139	.-02	1 x T16	39W	●						●	○			
		CCO=115x1190mm	3410.128	.-02	1 x T16	28W	●						●	○			
		ED =130x1210mm	3410.154	.-02	1 x T16	54W	●						●	○			
		CCO=115x1490mm	3410.135	.-02	1 x T16	35W	●						●	○			
		ED =130x1510mm	3410.149	.-02	1 x T16	49W	●						●	○			
			3410.180	.-02	1 x T16	80W	●						●	○			

Square Wallwashers



Square Wallwashers

Reflector made of finest aluminium, silver anodized satin-matt finish or with ribbed surface. Housing made of powder-coated sheet-steel. Fitted as standard with electronic control gear units with hot-start function.







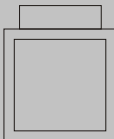



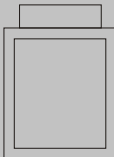
Concrete Housings ▶ P. 85

By using concrete cast armatures there are optional applications for a harmonious integration of recessed luminaires into the ceiling, otherwise reserved for surface mounted luminaires.



Wallwasher Square

Angular wallwasher with electronic control gear either for compact fluorescent lamps TC-De / TC-Te or ceramic metal halide lamps CDM-T 1-flame. Prewired and ready for installation with heat resistant cable and terminal block, 3-pole (5-pole), for through wiring with twin folded strain relief. Also available with protection cover glass.

										Version					
<div><div><div><div><div></div><div>I</div></div></div><div><div><div>230</div><div>VOLT</div></div></div><div><div><div>0,5</div><div>m</div></div></div><div><div><div>CDM-T</div><div></div></div></div><div><div><div>35W</div><div>G12</div></div></div><div><div><div>70W</div><div>G12</div></div></div><div><div><div>TC-De</div><div></div></div></div><div><div><div>18W</div><div>G24q-2</div></div></div><div><div><div>26W</div><div>G24q-3</div></div></div><div><div><div>TC-Te</div><div></div></div></div><div><div><div>26/32W</div><div>GX24q-3</div></div></div></div></div>										Without protection pane	Protection pane, security glass	Protection pane, acrylic clear		Reflector, semi-specular	Reflector, step lined
Article No. ECG Lamp version															
<div><div></div><div></div></div>	<div><div><div>↑</div><div>BIH 110mm</div><div>↓</div></div></div>	<div><div><div>CCO=230x230mm</div><div>ED =250x250mm</div></div></div>	3460.118	.-02	1 x TC-De	18W	●				●	○			
			3460.132	.-02	1 x TC-De/Te	26/32W	●				●	○			
			3460.135	.-02	1 x CDM-T	35W		●			●	○			
			3460.170	.-02	1 x CDM-T	70W		●			●	○			
<div><div></div><div></div></div>	<div><div><div>↑</div><div>BIH 110mm</div><div>↓</div></div></div>	<div><div><div>CCO=230x285mm</div><div>ED =250x300mm</div></div></div>	3461.118	.-02	1 x TC-De	18W	●				●	○			
			3461.132	.-02	1 x TC-De/Te	26/32W	●				●	○			
			3461.135	.-02	1 x CDM-T	35W		●			●	○			
			3461.170	.-02	1 x CDM-T	70W		●			●	○			
<div><div></div><div></div></div>	<div><div><div>↑</div><div>BIH 110mm</div><div>↓</div></div></div>	<div><div><div>CCO=230x320mm</div><div>ED =250x340mm</div></div></div>	3462.118	.-02	1 x TC-De	18W	●				●	○			
			3462.132	.-02	1 x TC-De/Te	26/32W	●				●	○			
			3462.135	.-02	1 x CDM-T	35W		●			●	○			
			3462.170	.-02	1 x CDM-T	70W		●			●	○			

Imprint

SEEGER

Technische Leuchten e. K.
Schwerter Str. 324
D-44287 Dortmund
Germany

Tel: +49 231- 44 10 92
Fax: +49 231- 44 10 76

info@seeger-licht.de
www.seeger-licht.de

VAT ID no.: DE 124779953
Tax no.: 315/5231/0060

Amtsgericht Dortmund
(Local first-instance court)
Commercial Register No.: HRA 16 133

General Information

All previous catalogues and the statements made therein are null and void with the publication of this issue. We reserve the right to make technical and formal changes to the listed products. The catalogue may contain errors. The lighting data, technical specifications and dimensions and the representational images and drawings shown in this catalogue are unbinding. All stated measurements are approximate and, unless otherwise stated, are given in millimetres. Unless otherwise stated, illuminants do not form part of the shipment. All brand names are the property of their rightful owners and serve only for descriptive purposes.